


High Holy Days 2020 • 5781

# HOW TO TUNE IN



First thing's first...

# Is your account in good standing?

Members in good standing will have access to all High Holy Days service and program broadcasts. **To be in good standing, your dues, security assessment, building assessment, and tuition payments must either be paid in full or current with an arrangement or payment plan.**



**Check Your Balance**

# TUNING IN



It's time!

# Log in to your Member Portal Account.

This is where you'll find your broadcast access cards.

**Log in to Your Account**



Rosh HaShanah Links



Yom Kippur Links

I'm too excited - tell me exact dates!


# When will each access card appear?

If your account is in good standing, holiday access cards will appear on your Member Screen in the High Holy Days section on these dates:

Thursday, September 10



Wednesday, September 16



Thursday, September 24



Wait a minute!!!


# The cards aren't there - what do I do?

It's a few days before Rosh HaShanah and the access cards aren't appearing. If you've just made a payment or you think your account should be in good standing, contact **Lori Tompkins** (203-496-4931) or **Nadia Etienne** (212-535-8008 ext. 222).

# I see the access card!

## Click on the access card.

Clicking the access card will take you to the corresponding broadcast links page.



### Service Links for **ROSH HASHANAH**

Saturday, September 19

Click the buttons below at the corresponding times to access the program or service broadcast. *L'Shanah Tovah!*

---

**9:00AM**

**Tot Service**

*Register and join this Zoom service - enter your email and your unique Zoom link will be immediately sent to your inbox, which you will use to enter the Zoom service.*

---

**9:30AM**

**Family Experience (K-5th Grade)**

*Register and join this Zoom service - enter your email and your unique Zoom link will be immediately sent to your inbox, which you will use to enter the Zoom service.*

# Ok, I'm on the broadcast links page. Click the buttons!

Click the buttons at the designated times to access the broadcasts. Each broadcast will open in a new tab so you can always quickly and easily refer back to the broadcast links page.

## The more you know: Broadcast Types

**There are 3 broadcast types:** 1) Zoom with registration, 2) Zoom without registration, and 3) streaming player. The broadcast type for each service or program is noted on the broadcast links page.

9:30AM

**Family Experience (K-5th Grade)**

*Register and join this Zoom service - enter your email and your unique Zoom link will be immediately sent to your inbox, which you will use to enter the Zoom service.*

---

10:15AM

**Meditation w/Ohel Avraham**

*View the live broadcast - click the button above to launch the video player page, no software required.*

---

10:30AM

**Main Service**

*View the live broadcast - click the button above to launch the video player page, no software required.*

---

12:45PM

Learning Session

**Talking to God**

*Join this Zoom program - click the button above to join the Zoom, no registration required.*

**Led By:** Lisa Lisser (Assistant Director of Religious School Engagement)  
**About the Session:** Take a deeper dive into the texts of the High Holy Days - how do we find our voice, how do we hear God's voice during these pandemic times when connection can be elusive? Together we'll explore some of the powerful readings in *Mishkan HaNefesh*, our High Holy Day Machzor, that seek to bring us closer to God and closer to our own souls.

---

1:00PM

**Teen Service**

*Register and join this Zoom service - enter your email and your unique Zoom link will be immediately sent to your inbox, which you will use to enter the Zoom service.*

---

2:00PM

Learning Session


**A Season of Change**

*Join this Zoom program - click the button above to join the Zoom, no registration required.*



# YES, IT'S THAT EASY!





L'SHANAH TOVAH

L'SHANAH TOVAH

L'SHANAH TOVAH

*Wishing you a healthy, happy,  
and sweet new year!*

